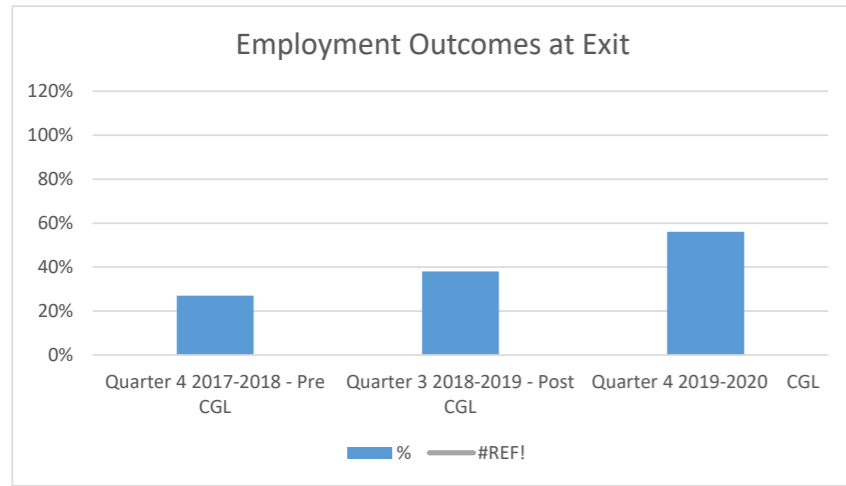


Appendix A - CGL Highlights for Warwickshire

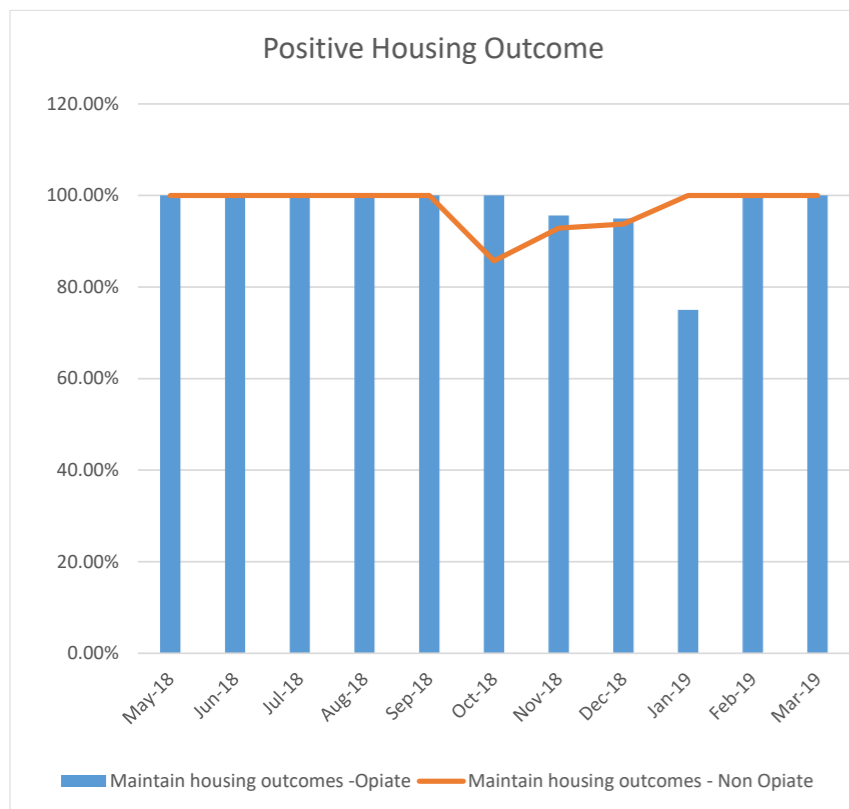
Clients working more than 10 days in last 28 at exit (opiate) Increasing every quarter.

Year	%	Amount
Quarter 4 2017-2018 - Pre CGL	27%	16/59
Quarter 3 2018-2019 - Post CGL	38%	15/40
Quarter 4 2019-2020 CGL	56%	4/9



Positive Housing Outcomes at Exit - Averaging above the target of 96% on a monthly basis.

Month	May-18	Jun-18	Jul-18	Aug-18	Sep-18	Oct-18	Nov-18	Dec-18	Jan-19	Feb-19	Mar-19
Maintain housing outcomes -Opiate	100.00%	100.00%	100.00%	100.00%	100.00%	100.00%	95.65%	95.00%	75.00%	100.00%	100.00%
Maintain housing outcomes - Non Opiate	100.00%	100.00%	100.00%	100.00%	100.00%	85.71%	92.86%	93.75%	100.00%	100.00%	100.00%



Waiting Times -

Since May 2018 100% of Structured Clients have started an intervention within 3 weeks of being referred to treatment.

**Early Unplanned Exits (proportion of new presentations with an early unplanned exit).
Reduction in early unplanned exits over the past year for all drug cat's up to Q3 2018/2019**

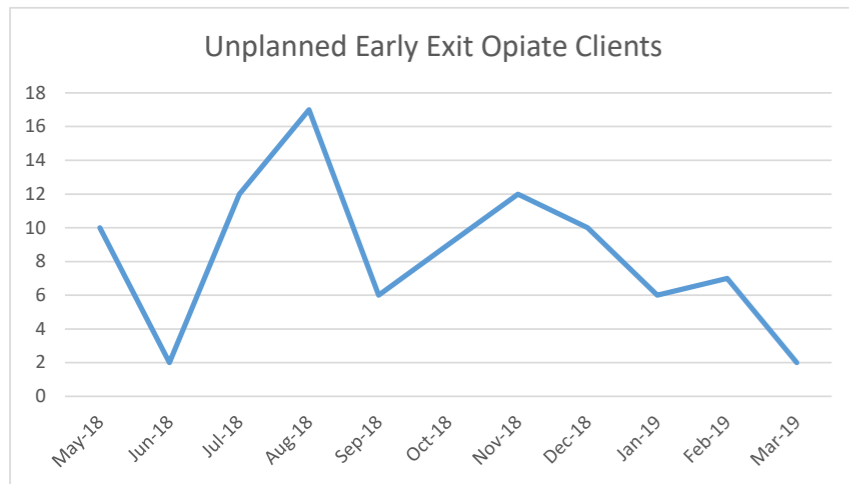
Quarter 4 2017-2018 Pre CGL

Quarter 3 2018-19 After May 2018 CGL

Drug & Year	%	Amount
Opiate Q4 2017/2018 Pre CGL	19%	56/290
Opiate Q3 2018/2019 CGL	13%	34/321
Q4 2017/2018 Non Opiate Pre CGL	27%	27/100
Q3 2018/2019 Non Opiate CGL	18%	18/101
Q4 2017/2018 Alcohol Pre CGL	17%	78/463
Q3 2018/2019 Alcohol Q3 CGL	14%	68/464
Q4 2017/2018 Alcohol and Non Opiate Pre CGL	20%	29/148
Q3 2018/2019 Alcohol and Non Opiate CGL	18%	28/151

Opiate - Early Unplanned Exits -Consistant Drop

Month	May-18	Jun-18	Jul-18	Aug-18	Sep-18	Oct-18	Nov-18	Dec-18	Jan-19	Feb-19	Mar-19
Opiate ()	10	2	12	17	6	9	12	10	6	7	2



Completion of Service User Plans

Number of Structured Clients

1201

1206

1215

Month

Jul-18

Mar-19

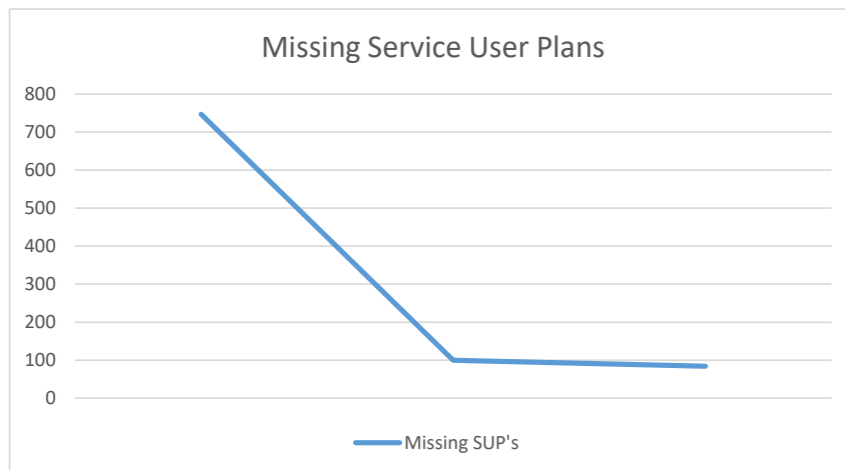
May-19

Missing SUP's

747

100

84



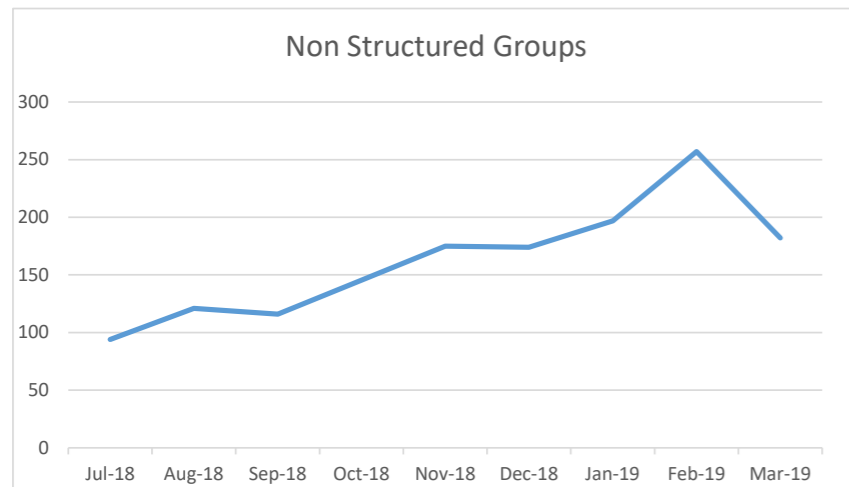
Successful Completions

Drug	Quarter 1 -18/19	Quarter 2 -18/19	Quarter 3-18/19
No of successful completions - opiate		4	11
No of successful completions - alcohol		8	39
No of successful completions - non-opiate		0	6
No of successful completions - alcohol & non-opiate		1	7



Non Structured Group Attendance e.g Mindfulness, SMART & Family & Friends

No. of group attendances (Mindfulness, SMART, Peer Support & Family and Friends).	Jul-18	Aug-18	Sep-18	Nov-18	Dec-18	Jan-19	Feb-19	Mar-19
	94	121	116	175	174	197	257	182

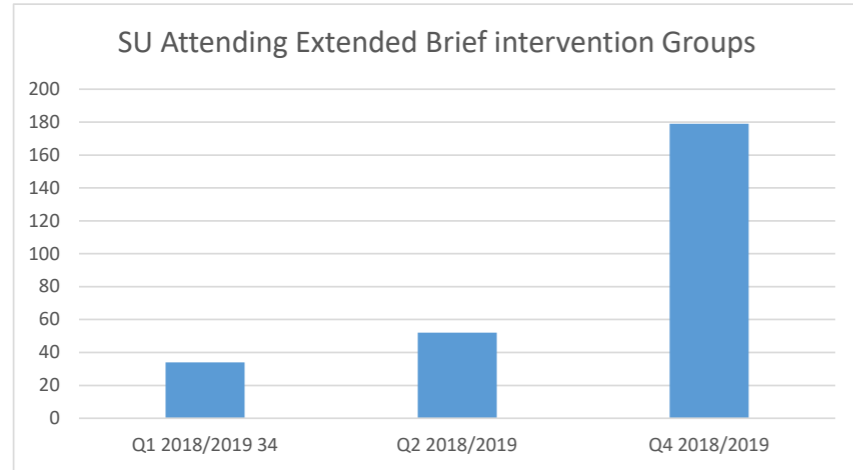


Extended Brief Intervention Groups Referred and Attended May 18 - March 2019

Q1 2018/2019 34
34

Q2 2018/2019 52
52

Q4 2018/2019 179
179



Naloxone Training and Take Home Naloxone Given

A focused piece of work was completed in November 2018

Q1 2018/2019 7
7

Q2 2018 /2019 3
3

Q3 2018/2019 163
163

